



SWAMI VIVEKANAND HEALTH MISSION SOCIETY, UTTARAKHAND

QUARTERLY NEWSLETTER APRIL - JUNE'2021



From editor's desk:

The first quarter of 2021 - 22 came a rude shock to the mankind with the second COVID wave wrecking havoc in the country. Hospitals were seen overflowing with patients across the nation.

SVHM Society did not wait and acting swiftly converted four of their hospitals for treating patient's suffering from COVID. Also it is remarkable that none of the SVHM hospitals at any point of time, turned away any patient found suffering from COVID/COVID like illness whether in OPD and/or in emergency. The general OPD as well as other departments OPD also kept on running throughout.

To alleviate the suffering of the rural and periurban area inhabitants, the Society hospitals regularly conducted numerous community medical camps by providing them much needed medical care. One rare feat was achieved when our Pipalkoti hospital team reached through treacherous terrain and dangerous trek to a remote, inaccessible and hilly village located 12 km away and where no medical team had ever set foot since independence.

Our OPD, emergency and community medical camps upheld their health services in full force at a time when majority of private practitioners and also government hospitals had curtailed their services including OPDs.

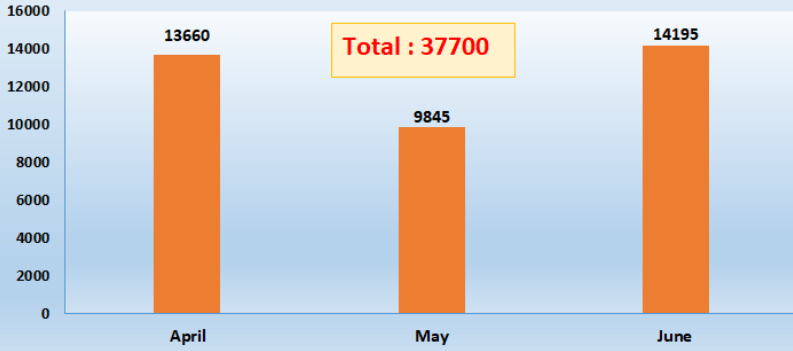
Another feat during COVID times was achieved in the Ultrasound dept of SVCH Dharmawala which registered all time high scans including the specialized TIFFA (Targeted Imaging For Fetal Anomalies) scan. No other nearby surrounding hospitals offer this facility.

Proudly the SVHM Society is scaling new milestones with each passing quarter and year.

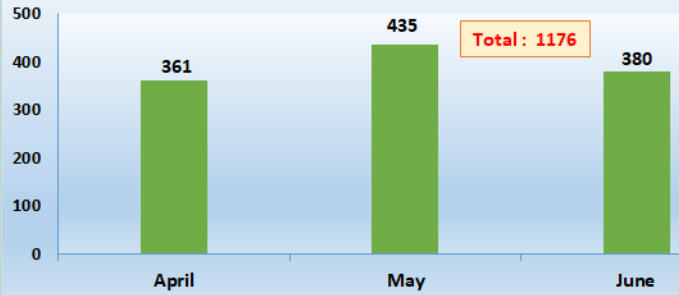


QUARTERLY STATISTICS

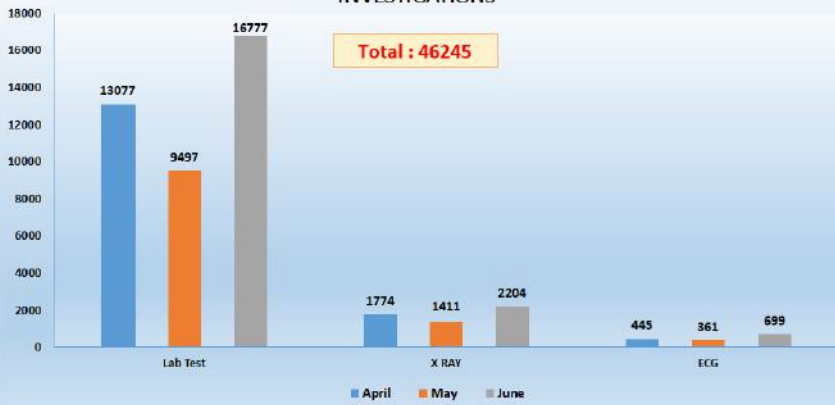
TOTAL NUMBER OF PATIENTS



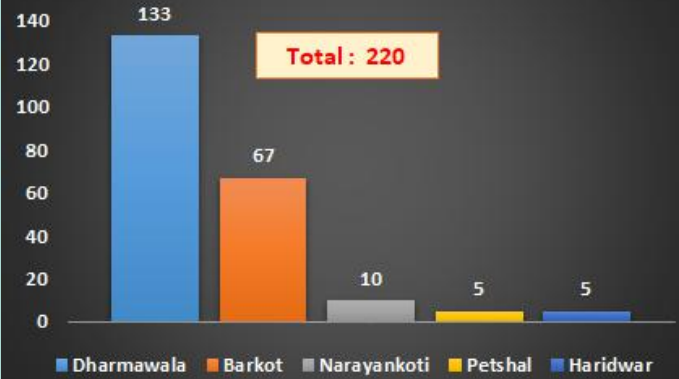
EMERGENCIES



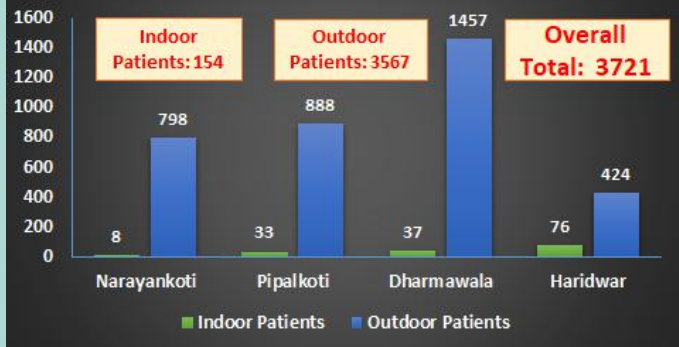
INVESTIGATIONS



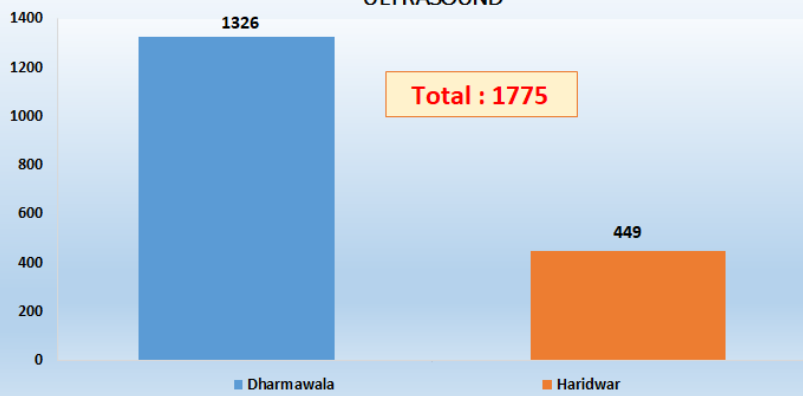
SURGERIES



COVID ADMISSIONS

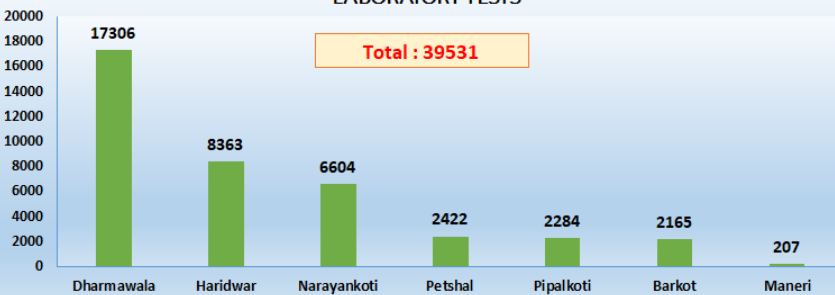


ULTRASOUND

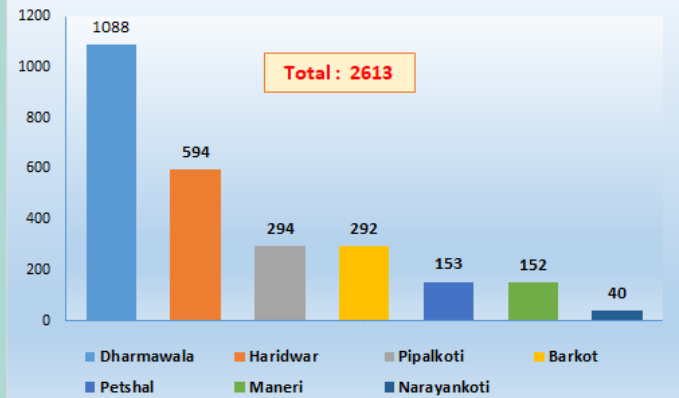


Ultrasound facility is available only at Dharmawala and Haridwar

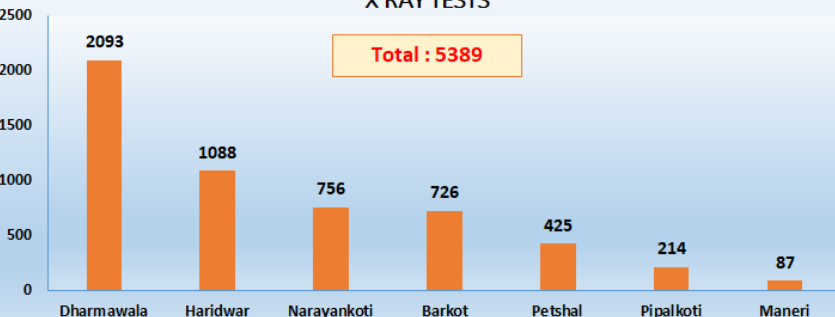
LABORATORY TESTS



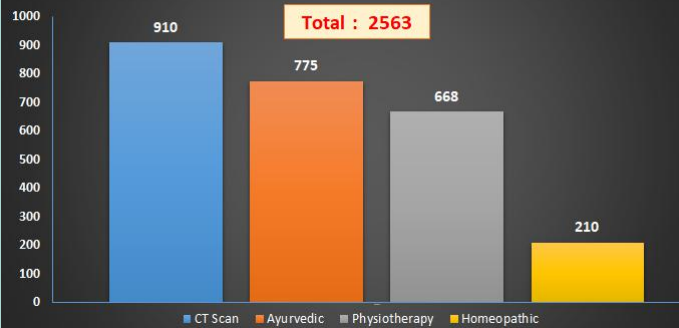
DENTAL OPD



X RAY TESTS



FACILITIES AVAILABLE ONLY AT DHARMAWALA HOSPITAL



SVHM SOCIETY IN COVID TIMES

SVHM Society has been always playing their role in times of calamity and natural disasters in the state of Uttarakhand and providing succour to those in need and assistance.

DHARMAWALA, HARIDWAR, PIPALKOTI AND NARAYANKOTI

THE INAUGURATION

HARIDWAR



The COVID ward was Inaugurated by Swami Rupendra Prakash ji Maharaj (Mahant Prachin Avdhoot Mandal Ashram) in the presence of other dignitaries: Shri Madan Kaushik ji (State President, BJP), Sh. C. Ravishankar (DM, Haridwar) and Dr. S.K. Jha (CMO, Haridwar)

NARAYANKOTI



The COVID ward was Inaugurated in the presence of DM Rudraprayag, Shri Manuj Goyal and CMO Rudraprayag, Dr. B. K. Shukla on 23.05.2021

COVID CARE



Doctor examining a COVID patient : Dharmawala



Daily "OM" chanting - Haridwar



Patient under COVID care - Narayankoti



Physiotherapy sessions for COVID patients at Dharmawala

TOTAL NUMBER OF PATIENTS	154
Treated and Discharged	115
Died	4
Referred	35



A homely touch - Meals being served by staff to avoid food wastage at Dharmawala



Patient under COVID care - Pipalkoti



Patient under COVID care - Pipalkoti



Doctor interacting with COVID patient Haridwar

Total number patients with COVID/COVID like illness seen in OPD : 2279

SVHM SOCIETY IN COVID TIMES

DHARMAWALA, HARIDWAR, PIPALKOTI AND NARAYANKOTI

PRIMARY LEVEL INTERVENTIONS

COVID APPROPRIATE BEHAVIOUR ENSURED

- Use of mask.
- Washing of hands with soap.
- Use of sanitizers.
- Maintenance of social distancing
- Regular disinfection of premises
- Additional hand washing points installed in all hospitals.

AWARENESS

- Pamphlets on COVID prevention distributed.
- Awareness material displayed at all prominent places in the hospitals.
- All staff (Doctors, Nursing, and Auxiliary staff etc) completed the online COVID 19 course of WHO.

VACCINATION: ALL STAFF VACCINATED

- Dharmawala became a CVC (Covid Vaccination Centre).
- Local PHC was given space and logistic support for holding COVID vaccination at Dharmawala.

SECONDARY LEVEL INTERVENTIONS

HOSPITAL LEVEL

- Separate OPD (Flu OPD) was designated for influenza like illness patients.
- Staff were strictly monitored for fever and SPO2 levels before reporting for duty and after completion of duty hours.

COMMUNITY LEVEL

- Medical camps held in villages for screening and treatment.
- Awareness sessions on Covid Appropriate Behaviour held in these camps.
- Also health education and awareness sessions and distribution of pamphlets on COVID done.

OTHERS

- Surgeries resumed but patients were screened for COVID (RT-PCR) prior to the procedure and operated only after they tested negative.
- All lab investigations services continued their operations.
- All radiological investigations also continued.

TERTIARY LEVEL INTERVENTIONS

HOSPITAL LEVEL

- 4 hospitals converted into COVID hospitals
- All hospitals were treating patients suspected to be suffering from COVID like symptoms in their OPD as well as in the emergency.
- All needful and relevant investigation* helping in diagnosing and progress monitoring for COVID done.

MEDICAL REHABILITATION

- Post COVID rehabilitation OPD services started.
- Regular physiotherapy
- Health education continued in form of awareness sessions and distribution of pamphlets on COVID

OTHERS

- Holistic Approach towards healing was being followed for COVID patients like daily chanting of "OM" and motivational talks.

TOTAL 13 MULTI AND SUPER SPECIALTY CAMPS CONDUCTED AT DHARMAWALA (12) AND HARIDWAR (1) WITH 2212 BENEFICIARIES



Haridwar: Post COVID Lung Fibrosis and Heart Disease Camp OPD area



Haridwar: Dr. Rahul Chandola, Heart and Lung Transplant Surgeon, Max Hospital, New Delhi



Dharmawala: Camp OPD - Dr. Prashant Gupta and Dr. Anurag Anand, S.N. Medical College, Agra



Dharmawala: Camp Urosurgery under the leadership of Dr. Prashant Lavania, Prof. Surgeon, S.N. Medical College, Agra

TOTAL 36 COMMUNITY MEDICAL CAMPS CATERING TO 58 VILLAGES AND 9 SITES CONDUCTED WITH 2526 BENEFICIARIES

PIPALKOTI, NARAYANKOTI, PETSHAL AND HARIDWAR



01-06-2021: Kisan Nagar Village, Pipalkoti



27-05-2021: Kimana Village, Pipalkoti



28-06-2021: Supai Village, Petshal



28-06-2021: Supai Village, Petshal



26-05-2021: Andrawadi Village, Narayankoti



27-05-2021: Makku Village, Narayankoti



09-06-2021: Jagannathdham Ashram, Haridwar



12-06-2021: Ravidas Basti, Haridwar



11-06-2021: Surat Giri Bangla Ashram, Haridwar

COMMUNITY WOMEN HEALTH PROJECT



Anaemia beneficiaries with the IEC material and medicines

Anaemia Program

Number of beneficiaries contacted : 209
 Blood Test done: 183
 Found Anaemic: 96
 Under Treatment: 88

NOTE: Above mentioned data belongs to April and June month



Blood Test for Haemoglobin underway during Anaemia program

Breast and Cervical Cancer awareness and screening program

Number of beneficiaries contacted : 15

Number of Screenings done: 10

My Pad (Menstrual Hygiene) program

Number of adolescent girls and menstruating females attended individual counselling session : 31

Number of My Pad beneficiaries : 14

NOTE: Above mentioned data belongs to June month.



Beneficiary of Women Health project under consultation at Dharmawala hospital

Breast and Cervical Cancer awareness session



My pad (Menstrual Hygiene) awareness session

My Pad beneficiaries

NOTABLE EVENTS

International Yog Day Celebrated at all SVHM Hospitals



Haridwar

Netra kumbh center Haridwar

The Netra Kumbh apart from assessing and treating patients also distributed spectacles totally free of cost.

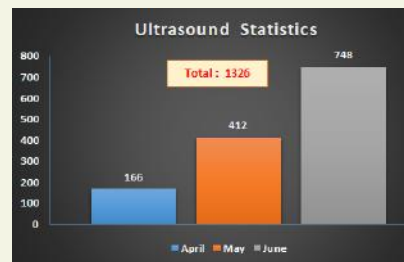
Number of beneficiaries : 2278
 Number of free spectacles distributed : 1914

ULTRASOUND DEPARTMENT DHARMAWALA

Resolute Effort : New High

The Ultrasound scans inclusive of TIFFA (Targeted Imaging For Fetal Anomalies) touched an all time high in this quarter making the department proud and contented. These specialized facilities are turning out to be a blessing for the community as they are available at very low cost. Also to note is that the TIFFA scan is not available anywhere else in the surrounding areas of Dharmawala including Vikasnagar block.

Notably the Government and Private hospitals in and around Dharmawala are regularly referring patients to us for Ultrasounds.



Total TIFFA Scans (Level II Scan): 150

Agarwal and Gupta The Egyptian Journal of Otolaryngology (2021) 37:68
<https://doi.org/10.1186/s41464-021-00132-7>

CASE REPORT Open Access

Nasopharyngeal hirudiniasis: a hidden culprit—a case report

Shreya Agarwal and Nimish Gupta

Abstract
Background: Leech infestation in the nose or nasopharyngeal region is a rare occurrence. The most common known cause is drinking water from natural water sources like ponds and rivers. Its hidden location of attachment in the nasopharynx and its uncommon occurrence make it easy to miss during diagnosis.
Case presentation: We present a case of a 61-year-old male patient with recurrent unilateral epistaxis without any apparent cause. He was diagnosed with leech infestation in the nasopharynx on endoscopic examination. This article reports the management of nasopharyngeal leech infestation and safety measures for this animate foreign body retrieval.
Conclusion: A vigilant approach, thorough history, and examination are a must. Though leeches are simple to remove most of the time, certain necessary precaution should be kept in mind for better management and prevention of further complications.
Keywords: Case report, Nasopharyngeal hirudiniasis, Leech infestation, Epistaxis, Nasal stuffiness

background
 Epistaxis and nasal stuffiness are common issues reported in otorhinolaryngology or maxillofacial surgery (OTL). There can be an array of causes associated with this symptoms. The probability can span from simple reasons like exposure to warm dry air for a long time or injury from nose picking, to the presence of foreign body or tumors of the nose and paranasal regions. Another common complaint is lodgment of a foreign body. Inanimate objects are more frequently seen lodged in the nasal cavity than animate foreign bodies, especially in a well-oriented person. Among the animate ones, maggots are more common. But they too are generally seen in challenged, debilitated individuals. An animate foreign object causing such regular symptoms in an oriented patient is rare and many times missed on cursory examination. Here we present a case of nasopharyngeal hirudiniasis, i.e., leech infestation in the nasopharynx. Though leech infestation is not frequently seen and could be a rare cause for unilateral epistaxis and nasal

Springer Open



Registration queue



Dr. Neeraj Saraswat (Eye Specialist)

Paper published in an International Journal

Nasopharyngeal hirudiniasis: a hidden culprit—a case report - Dharmawala

The Egyptian Journal of Otolaryngology volume 37, Article number: 68 (2021)

Dr. Shreya Agarwal (ENT Surgeon) and Dr. Nimish Gupta (Oral and Maxillo Facial Surgeon) published a Springer paper based on the leech removal procedure done by them at Dharmawala hospital on 22-03-2021.

International Nurses Day (12th May) celebrations Dharmawala



Chatrapati Shivaji Maharaj Day (6th June) celebrated Pipalkoti



COVID vaccination and testing Dharmawala

Total Vaccinations done: 5,154
 Total RTPCR and RAT done: 125



Vaccination (Covishield) and COVID testing (RTPCR) underway

HELPING HANDS



Dharmawala: Seva International, New Delhi donated 8 Ventilators which were set up by their team.



Dharmawala: Shri Sahdev Singh Pundir (BJP MLA, Sahaspur Vidhan Sabha, Dist. Dehradun) donated 10 patient beds with set of 10 I/V stands, bed sheets and pillow covers.



Haridwar: SIDCUL Industrial Association, Haridwar donated four oxygen concentrators and four state-of-the-art ECG monitors



Pipalkoti: Agaaz foundation, Pipalkoti donated a Oxygen Concentrator

VOLUNTARY SERVICES



Haridwar: Dr. Sandeep Bansal (General and Laparoscopic Surgeon) and Dr. C.B. Verma (Anaesthetist) performing surgery with OT technicians



Dharmawala: Dr. Shailendra Kumar Goel, Urologist & Director-Urology and Kidney Transplant, Max Health Care, Noida



Haridwar: Dr. Narendra Singh Chauhan (General Surgeon) and Dr. C.B. Verma (Anaesthetist) performing surgery with OT technicians

SUCCESS STORIES

AYURVEDA DEPARTMENT DHARMAWALA

Pemphigus vulgaris case:

The department had a 19 yrs old male patient of Pemphigus vulgaris who had marked relief in his signs and symptoms after treatment. He had been suffering from this rare autoimmune disorder since last 5 years with no relief even after having taken numerous consultations at multiple clinics and hospitals . Pemphigus vulgaris causes painful blistering on the skin and mucous membranes.

The patient was treated with oral drugs, bath and sitz bath. In about two months time the old lesions began to heal, there was reduction in frequency and numbers of new lesions and recurrence of old healed lesions also stopped. After about 5 months the patient has largely recovered and there are no new lesions as well as no recurrence.

HARIDWAR

A suspected male COVID patient arrived at the hospital in respiratory distress with SPO2 level of 64% on room air and HRCT score as 21/25. Along with all the drugs and care, he was kept on a very high flow of Oxygen (24 lit/min).

Another suspected female COVID patient also arrived at the hospital in respiratory distress with SPO2 level of 54%, her HRCT score was also 21/25. Along with all the drugs and care, she was similarly kept on a very high flow of Oxygen (24 lit/min).

Both the patients who were critical at the time of admission, recovered fully with our care and were discharged in normal and healthy condition.

DHARMAWALA

A 70 yrs old male patient with SpO2: 65%, Pulse rate - 84/min, HRCT Score : 16/25 and

A 40 yrs old male patient with SpO2: 78%, and difficulty in breathing.

Both the patients who were critical at the time of admission, recovered fully with our care and were discharged in normal and healthy condition .

LARGE UTERINE FIBROID REMOVED : DHARMAWALA

A 32-year-old unmarried female patient from Kalsi presented in our OPD with complaints of gradual swelling in abdomen since last one year and menstrual irregularities since last one and half a month. Also, she had additional complaints of severe weakness and fatigue. She was detected as severe anaemic with the haemoglobin level as 2.6 gm% and her USG finding revealed large sized uterine fibroid. Removal of the uterine growth by surgery seemed to be the best possible treatment for this patient. Hailing from a very poor socioeconomic background, she was unable to afford treatment at any other private facility. She was admitted and 6 units of blood, arranged by our hospital was transfused as to raise her haemoglobin sufficient enough to undergo any surgical procedure.

After undergoing the routine pre-operative investigation including haemoglobin and COVID 19 test and found to be fit, she was operated by the surgeon team of Dr. N. S. Chauhan and Dr. Vaibhav Pratap Singh with anaesthesia by Dr. C. B. Verma. The entire procedure took more than two hours and the uterine fibroid weighing 5.5 kg was successfully removed from her abdomen. The patient was doing well post operatively and yet again a precious life was saved. The entire treatment including surgery was done at negligible cost.

General Surgeons: Dr. Narendra Singh Chauhan, Dr. Vaibhav Pratap Singh and Anaesthetist Dr. C.B. Verma along with the OT team performing surgery



Before Treatment

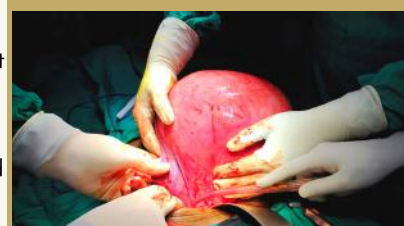
After 5 months of treatment



COVID patients being given happy sent off



Doctors examining COVID Patients





SWAMI VIVEKANAND HEALTH MISSION SOCIETY UTTARAKHAND

QUARTERLY NEWSLETTER

APRIL-JUNE'2021

Donate us to serve more:

Swami Vivekanand Health

Mission Society

A/C No: 32584491256

IFSC Code: SBIN0010626

Branch Name: CST Herbertpur, Dehradun

All donations are tax-exempted under section 80G of the Income Tax Act, 1961.

<https://svhmuk.in>

<https://twitter.com/svhmuk>

<https://www.instagram.com/svhmuk/>

svhmuk@gmail.com; anujdrs@gmail.com

Dharmawala, Dehradun

स्वामी विवेकानन्द धर्माथ विकासालय, धर्मावाला
कोविड टीकाकरण केंद्र
 प्रतिदिन - सुबह 10 बजे से शाम 5 बजे तक
 चलने पर निम्नलिखित बातें ध्यान दें:-

कोविड टीकाकरण के दिग्दर्शक संकेतः

1. सामान्य कार्य / GENERAL CASE WORKER
2. अर्ध-समय कार्य / HALFTIME WORKER
3. 6-8 घण्टे की शिफ्ट पर भी काम करें।
4. 6-8 घण्टे की शिफ्ट पर भी काम करें। (पुर्तिया भी लें)।
5. 24 घण्टे की शिफ्ट पर भी काम करें।

• सभी कामकाज, सामान्य कार्य के अलावा अन्य सामान्य कार्य करना भी
 • 10 घण्टे की शिफ्ट, 24 घण्टे की शिफ्ट पर काम करने वाले को 24 घण्टे की शिफ्ट

Maneri, Gangotri Marg



Narayankoti, Kedarnath Marg



Barkot, Yamunotri Marg



Pipatkoti, Badrinath Marg



Badrinath Dham, Chamoli



Petshal, Jageshwar Dham Marg



Kedarnath Dham, Rudraprayag



Haridwar

